


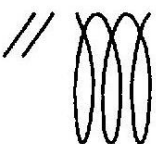
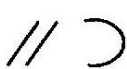
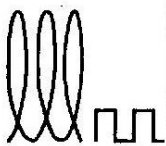
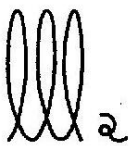










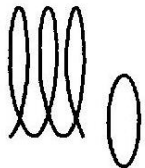


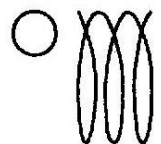
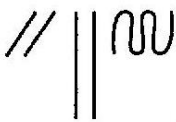
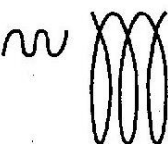
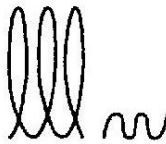



## Les graphismes pour écrire les lettres

Pour bien écrire les lettres, tu dois savoir réaliser ces graphismes correctement.

○	→	a, d, g, o, q
⊂	→	c, x
⊃	→	x, s
	→	r, q
—	→	r, z, t, b, f
/	→	j, p, s
⌋	→	a, d, t
mm	→	m, n
uu	→	i, u
~	→	h, p, v, w, y
⌐⌐	→	b, r, z
eee	→	e
lll	→	b, f, h, k, l
ooo	→	g, j, y, z
2	→	k
000	→	f

Voici les graphismes nécessaires pour écrire chaque lettre.		i		r	
a		j		s	
b		k		t	
c		l		u	
d		m		v	
e		n		w	
f		o		x	
g		p		y	
h		q		z	